


Seating Features Information

There are many features to consider when selecting the perfect chair to suit your needs. The following symbols will help you choose the product enhancements that are right for you. These symbols are referenced throughout this catalog to help you quickly identify each chair's features. The descriptions of the features shown are meant to be general explanations. The actual functions of the features may vary slightly.




1
Pneumatic Seat Height Adjustment Allows quick and easy adjustment regulates height of chair relative to floor.




2
Back Height Adjustment Allows positioning of lumbar support within a fixed range to alleviate back stress.



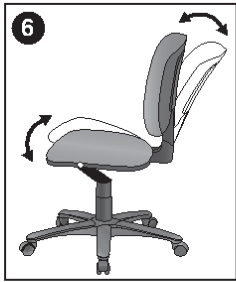
3
Seat Depth Adjustment Positions chair back relative to seat to reduce pressure on the buttocks and thighs for both taller and shorter users.




4
360° Swivel Chair rotates a full 360° in either direction for ease of motion. Standard on every executive and task chair.



5
Tilt Pivot point located directly above center of chair base (white dot indicates pivot point).




6
Mid-Pivot Knee Tilt Pivot point located slightly ahead of center of gravity (white dot indicates pivot point). Allows user to recline at a slightly more relaxed angle than conventional center tilt.




7
2-to-1 Synchro Tilt Back reclines at 2-to-1 ratio to seat angle. Allows user to recline while keeping seat cushion relatively level to floor.



8
Tilt Tension Controls rate and ease with which chair reclines for different weights and strengths of users.



9
Tilt Lock Locks out tilt function when chair is in upright position.




10
Multi-Task Control Adjusts seat and back angles with a single lever (infinite locking within a fixed range), reducing fatigue in back and thighs.



11
Dual Function Two levers modify:
• Angle of back relative to seat
• Forward tilt (for keyboard-intensive applications).



12
Flex Back Back tilts with pressure. Allows user to recline while keeping seat cushion level to floor. Includes Flex tension Adjustment



13
Multi-Function Three levers to modify angle of back relative to the seat, control tilt and forward tilt for keyboard intensive activities. Tilt is free float or locking within a fixed range. This control also has ratchet back height adjustments.



14
Auto Adjusting Synchro Tilt This self adjusting control uses your weight to balance the force needed to recline the back. Back tilt is controlled by a single lever which will lock in 5 positions. When tilting the seat tilts at a 4-to-1 ratio to the back.