



Modular table components allow you to build tables as long as you want!



Rectangular Tops (Sold 1/Carton)

SON-103 3' Top 36W x 27D
Wt: 48.4 Cu: 2.1 **List: \$590**

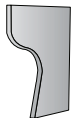
SON-104 4' Top 48W x 27D
Wt: 66.0 Cu: 2.7 **List: \$865**

SON-105 5' Top 60W x 27D
Wt: 81.4 Cu: 3.4 **List: \$1065**

SON-106 6' Top 72W x 27D
Wt: 96.8 Cu: 4.0 **List: \$1305**



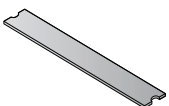
SON-116-2 Half-Round Table Ends
(Set of 2) 63W x 31D
Wt: 158.4 Cu: 7.1 **List: \$1785**



SON-102-2 Legs (Set of 2)
Wt: 55.0 Cu: 2.1 **List: \$590**



COVER PANELS Black Faux Leather
CP1 Cover Panels for Half-Round Ends
(Set of 2)
Wt: 0.5 Cu: 0.05 **List: \$35**



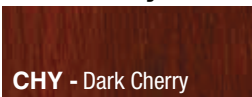
CP3 3' Wide Cover Panel Wt: 1.25 Cu: 0.2 **List: \$75**
CP4 4' Wide Cover Panel Wt: 1.5 Cu: 0.28 **List: \$115**
CP5 5' Wide Cover Panel Wt: 1.75 Cu: 0.35 **List: \$145**
CP6 6' Wide Cover Panel Wt: 2.0 Cu: 0.43 **List: \$175**



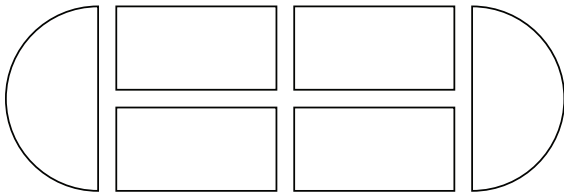
Includes built-in center cord-drop area shown without cover panels.
Optional cover panels shown in photo at top of page.

- Choose from 4 widths of rectangular tops and configure to infinite number of sizes
- Requires half-round table ends (63"x31") at each end
- Requires one Leg for each top connection and for each table end
- Standard 63" wide with built-in center cord-drop
- Optional Cover Panels enclose the center area; feature black faux leather
- See Configuration Guide on page 67

Finish Key



Configuration Guide



15' Table

List Price: \$8,405

704 lb. 29.1 cu ft

Consists of:

(4) SON-105

5' Top 60W x 27D

(4) SON-102-2

Legs (Set of 2)

(1) SON-116-2

Half-Round Table Ends

(Set of 2) 63W x 31D

17' Table

List Price: \$9,365

765.6 lb. 31.5 cu ft

Consists of:

(4) SON-106

6' Top 72W x 27D

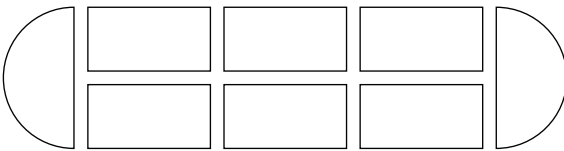
(4) SON-102-2

Legs (Set of 2)

(1) SON-116-2

Half-Round Table Ends

(Set of 2) 63W x 31D



16' Table

List Price: \$9,375

794.2 lb. 32.6 cu ft

Consists of:

(4) SON-104

4' Top 48W x 27D

(2) SON-103

3' Top 36W x 27D

(5) SON-102-2

Legs (Set of 2)

(1) SON-116-2

Half-Round Table Ends

(Set of 2) 63W x 31D

18' Table

List Price: \$10,325

860.2 lb. 35.2 cu ft

Consists of:

(4) SON-104

4' Top 48W x 27D

(2) SON-105

5' Top 60W x 27D

(5) SON-102-2

Legs (Set of 2)

(1) SON-116-2

Half-Round Table Ends

(Set of 2) 63W x 31D

19' Table

List Price: \$10,725

891 lb. 36.6 cu ft

Consists of:

(4) SON-105

5' Top 60W x 27D

(2) SON-104

4' Top 48W x 27D

(5) SON-102-2

Legs (Set of 2)

(1) SON-116-2

Half-Round Table Ends

(Set of 2) 63W x 31D

20' Table

List Price: \$11,125

921.8 lb. 38 cu ft

Consists of:

(6) SON-105

5' Top 60W x 27D

(5) SON-102-2

Legs (Set of 2)

(1) SON-116-2

Half-Round Table Ends

(Set of 2) 63W x 31D

21' Table

List Price: \$11,685

952.6 lb. 39 cu ft

Consists of:

(4) SON-106

6' Top 72W x 27D

(2) SON-104

4' Top 48W x 27D

(5) SON-102-2

Legs (Set of 2)

(1) SON-116-2

Half-Round Table Ends

(Set of 2) 63W x 31D

22' Table

List Price: \$12,085

983.4 lb. 40.4 cu ft

Consists of:

(4) SON-106

6' Top 72W x 27D

(2) SON-105

5' Top 60W x 27D

(5) SON-102-2

Legs (Set of 2)

(1) SON-116-2

Half-Round Table Ends

(Set of 2) 63W x 31D

23' Table

List Price: \$12,565

1014.2 lb. 41.6 cu ft

Consists of:

(6) SON-106

6' Top 72W x 27D

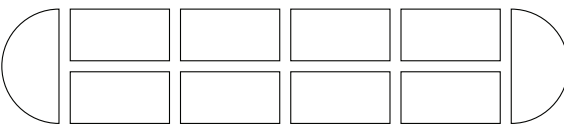
(5) SON-102-2

Legs (Set of 2)

(1) SON-116-2

Half-Round Table Ends

(Set of 2) 63W x 31D



25' Table

List Price: \$13,845

1139.6 lb. 46.9 cu ft

Consists of:

(8) SON-105

5' Top 60W x 27D

(6) SON-102-2

Legs (Set of 2)

(1) SON-116-2

Half-Round Table Ends

(Set of 2) 63W x 31D

27' Table

List Price: \$14,805

1201.2 lb. 49.3 cu ft

Consists of:

(4) SON-106

6' Top 72W x 27D

(4) SON-105

5' Top 60W x 27D

(6) SON-102-2

Legs (Set of 2)

(1) SON-116-2

Half-Round Table Ends

(Set of 2) 63W x 31D

29' Table

List Price: \$15,765

1262.8 lb. 51.7 cu ft

Consists of:

(8) SON-106

6' Top 72W x 27D

(6) SON-102-2

Legs (Set of 2)

(1) SON-116-2

Half-Round Table Ends

(Set of 2) 63W x 31D