



Boardroom Tables with genuine wood veneer and cherry finish.

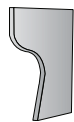
SON-103 3' Top 36W x 27D
Wt: 49 Cu: 3.03 **List: \$630**



SON-106 6' Top 72W x 27D
Wt: 97 Cu: 1.86 **List: \$1400**



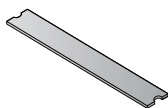
SON-116-2 Half-Round Table Ends
(Set of 2) 63W x 31D
Wt: 158 Cu: 7.43 **List: \$1910**



SON-102-2 Legs (Set of 2)
Wt: 54.0 Cu: 1.64 **List: \$630**



COVER PANELS Black Faux Leather
CP1 Cover Panels for Half-Round Ends
(Set of 2)
Wt: 2 Cu: 0.05 **List: \$40**



CP3 3' Wide Cover Panel
Wt: 6 Cu: 0.21 **List: \$80**

CP6 6' Wide Cover Panel
Wt: 11 Cu: 0.42 **List: \$190**




17' Table
List Price: \$10,030
765.6 lb. 31.5 cu ft

Consists of:
(4) SON-106
6' Top 72W x 27D

(4) SON-102-2
Legs (Set of 2)

(1) SON-116-2
Half-Round Table Ends
(Set of 2) 63W x 31D



18' Table
List Price: \$10,380
818 lb. 34.03 cu ft

Consists of:
(2) SON-106
6' Top 72W x 27D
(4) SON-103
3' Top 36W x 27D
(5) SON-102-2
Legs (Set of 2)

(1) SON-116-2
Half-Round Table Ends
(Set of 2) 63W x 31D

20' Table
List Price: \$11,920
914 lb. 39.13 cu ft

Consists of:
(4) SON-106
6' Top 72W x 27D
(2) SON-103
3' Top 36W x 27D
(5) SON-102-2
Legs (Set of 2)

(1) SON-116-2
Half-Round Table Ends
(Set of 2) 63W x 31D

23' Table
List Price: \$13,460
1014.2 lb. 41.6 cu ft

Consists of:
(6) SON-106
6' Top 72W x 27D
(5) SON-102-2
Legs (Set of 2)

(1) SON-116-2
Half-Round Table Ends
(Set of 2) 63W x 31D



29' Table
List Price: \$16,890
1262.8 lb. 51.7 cu ft

Consists of:
(8) SON-106
6' Top 72W x 27D

(6) SON-102-2
Legs (Set of 2)

(1) SON-116-2
Half-Round
Table Ends
(Set of 2) 63W x 31D

