

## Systems IN STOCK

Full-featured,  
contract-quality  
systems furniture  
backed by a limited  
lifetime warranty.


- Recyclable metal materials
- Powdercoat finishes
- Re-usable metal-to-metal connections
- Glass panels with real glass
- Strong core construction
- Meets ANSI/BIFMA
- UL approved, including electrical and fabric
- 100% polyester UL-recognized (UR) fabric
- Installer-friendly, rod-and-block assembly
- IN STOCK





**Systems IN STOCK** electrical is designed specifically for the system and is both UL Listed and CSA Certified. It is an 8-wire, 4-circuit system with 3 open, 1 dedicated circuit to support any power/data requirements. Power can run through panels and connectors. Ceiling and base feeds are available. The flush-design, black raceways feature steel bases, scratch-resistant resin covers and adjustable glides.

**Worksurfaces**



**WHT**  
White



**URB**  
Urban Walnut



**SGW**  
Slate Grey




**ESP**  
Espresso  
In Stock: NJ

**Fabric**




**01**  
Drift

**Finishes**



**SV**  
Silver



**WH**  
White



**Telemarketing Station  
2-Pack 8' x 2.5'**  
Silver finish & Espresso  
worksurfaces  
67"H Panels with Locking  
Overheads  
LED Lighting  
Mobile Pedestals



### A. Panels - Fabric

67H x 24W	53H x 24W	39H x 24W
67H x 30W	53H x 30W	39H x 30W
67H x 36W	53H x 36W	39H x 36W
67H x 42W	53H x 42W	39H x 42W
67H x 48W	53H x 48W	39H x 48W


### B. Panels - Fabric + Glass

67H x 24W	53H x 24W
67H x 30W	53H x 30W
67H x 36W	53H x 36W
67H x 42W	53H x 42W
67H x 48W	53H x 48W

\*\* White panels available with Black or White raceways

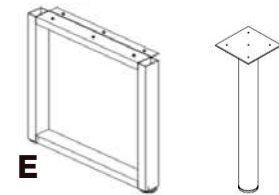
\*\* Raceway covers, end caps and draw rods specified separately

\*\* Non-powered and powered panels available



### C. Connectors - 67, 53 & 39 Heights

2-way 3-Way 4-Way



### D. Worksurfaces

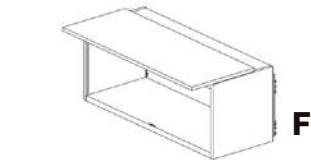
72W x 24D	72W x 30D
66W x 24D	66W x 30D (NJ Only)
60W x 24D	60W x 30D
48W x 24D	48W x 30D
42W x 24D	72W x 30D Bullet (NJ Only)
36W x 24D	36W x 36D Corner
30W x 24D	42W x 42D Corner
24W x 24D	

### Transaction Counters

72W x 14D
60W x 14D

### Transaction Counter Brackets

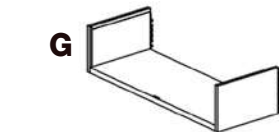
End Bracket
Middle Bracket
Panel/Connector Bracket



### E. Worksurface Support Legs

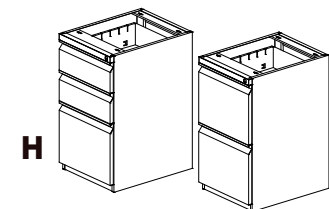
24"D O-Leg	Single Peninsula Leg
30"D O-Leg	

A full selection of panel-hung, worksurface supporting Hardware is available



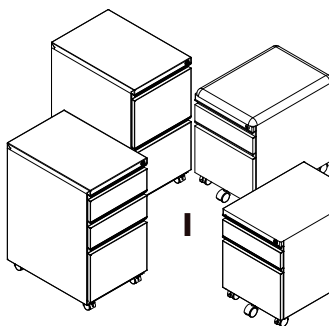
### F. Metal Overhead Storage with Flipper Door

24", 30", 36", 42" & 48" widths



### G. Metal Hanging Shelf

24", 30", 36", 42" & 48" widths



### H. Worksurface Supporting Pedestals (Open Top)

Box/Box/File File/File



### I. Mobile Pedestals (Closed Top)

Box/Box/File	File/File	Box/File	Box/File
w/Casters	w/Casters	w/Cushion+Casters	w/Casters

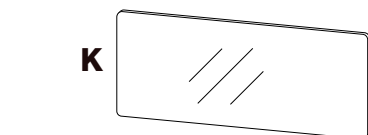


### J. Task Lighting

24"W LED Task Light (connectable)
24"W Motion LED Task Light (connectable)
** Motion sensor for auto on/off...power savings

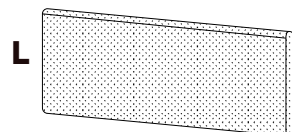
### K. Clear & Frosted Glass 14"H

Mount on Top of Panel
Clear Glass: 24"W, 30"W, 36"W, 42"W & 48"W
Frosted Glass: 24"W, 30"W, 36"W, 42"W & 48"W



### L. Fabric Tackboards 11.5"H

24", 30", 36", 42" & 48" widths



### M. Power Chargers

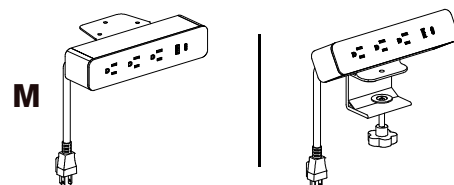
Undersurface Mount (left):

Includes: USB Type-C, USB Type-A & (3) A/C plugs

Clamp-Mount (right):

Includes: USB Type-C, USB Type-A & (3) A/C plugs

Fits 1/2" - 1 1/2" surfaces



# Systems IN STOCK



*Silver Finish  
& White Worksurfaces*

Complete UL approved 8-wire, 4-circuit electrical system also in stock  
Panels can be shipped non-powered or powered

**SISTYP303-S1W**  
3-Pack 6x6x39H



*White Finish  
& White Worksurfaces*

**SISTYP602-W1W**  
6-Pack 5x5x53H



*Silver Finish  
& White Worksurfaces*

**SISTYP301-S1W**  
3-Pack 6x6x67H and 53H



*White Finish, Black Raceways &  
Slate Grey Worksurfaces*

**SISTYP303GC-W1S**  
3-Pack 6x6x39H with Clear Glass



*White Finish, White Raceways &  
Slate Grey Worksurfaces*

**SISTYP303G-WW1S**  
3-Pack 6x6x39H with Frosted Glass



**Telemarketing Station 2-Pack**  
8' x 2.5'

Silver finish & Espresso worksurfaces  
67" H Panels with Overheads  
LED Lighting  
Mobile Pedestals

Options



**A15 Adjustable Arms**  
 ⚙️ **Carton Wt:** 8 **Cube:** 0.88  
 🇺🇸 **Designed For:** 13-37N20D, 13-37N30D, 13-7N20D, and 13-77N20D only  
 🇯🇵 **List Price:** 100.00



**A27WA Adjustable Arms**  
 🇺🇸 **Carton Wt:** 9 **Cube:** 0.96  
**Designed For:** 15-37A720D only  
**Note:** Height and Width Adjustable, Big & Tall Drafting Chair  
**List Price:** 135.00



**HRM003 Headrest**  
 ⚙️ **Overall Size:** 15W x 13.5H x 8D  
 🌿 **Pad:** 15W x 13.5H **Height Adjustment:** 4  
 🇺🇸 **Carton Wt:** 5 **Cube:** 0.74  
**Designed For:** 5540 only  
**List Price:** 120.00



**CG50 Floor Glides (set of 5)**  
 ⚙️ **Carton Wt:** 2 **Cube:** 0.2  
 🌿 **Designed For:** Most Work Smart Chairs & Space Drafting Chairs - See Individual Chair Options  
 🇺🇸 **List Price:** 35.00 (set of 5)



**SW392 Soft Wheel Caster (set of 5)**  
 ⚙️ **Carton Wt:** 2 **Cube:** 0.2  
 🌿 **Designed For:** Angled Base Chairs See Individual Chair Options  
 🇺🇸 **List Price:** 45.00 (set of 5)



**HRM818 Mesh Headrest**  
 ⚙️ **Overall Size:** 12.5W x 7H x 7D  
 🌿 **Pad:** 12.5W x 7H **Height Adjustment:** 2.5  
 🇺🇸 **Carton Wt:** 3 **Cube:** 0.57  
**Designed For:** 818 Series only  
**List Price:** 120.00



**HRL818 Leather Headrest**  
 ⚙️ **Overall Size:** 12.5W x 7H x 7D  
 🌿 **Pad:** 12.5W x 7H **Height Adjustment:** 2.5  
 🇺🇸 **Carton Wt:** 4 **Cube:** 0.63  
**Designed For:** 818 Series only  
**List Price:** 145.00



**HRX818 Breathable Mesh Headrest**  
 ⚙️ **Overall Size:** 12W x 6H x 6.75D  
 🌿 **Pad:** 12W x 6H **Height Adjustment:** 2.5  
 🇺🇸 **Carton Wt:** 3 **Cube:** 0.62  
**Designed For:** 818 Series only  
**List Price:** 135.00



**EHL006 Bonded Leather Headrest**  
 ⚙️ **Overall Size:** 15.5W x 8.75H x 7.5D  
 🌿 **Pad:** 15.5W x 8.75H **Height Adjustment:** 4.25  
 🇺🇸 **Carton Wt:** 4 **Cube:** 0.66  
**Designed For:** 327-E36C61F6 & 327-66C61F6 and 36806  
**List Price:** 140.00



**SW70 Soft Wheel Caster (set of 5)**  
 ⚙️ **Carton Wt:** 2 **Cube:** 0.2  
 🌿 **Designed For:** Most Work Smart Chairs & Space Chairs - See Individual Chair Options  
 🇺🇸 **List Price:** 42.00 (set of 5)



-R100  
Dillon Lipstick



-R103  
Dillon Stratus



-R107 Dillon Black



**5500D Dillon**  
featuring **Silver Ion Technology\***



-R105  
Dillon Blue

\* Silver ion technology is an antimicrobial agent that protects the fabric from mold and mildew and controls odor. It does not protect the user or others from germs, viruses, disease organisms, or other bacteria. No public health claim is made or implied.

**new**

# Systems

*MADE-TO-ORDER*

## Need additional options?

Our East Coast team can fabricate your panels in an extensive selection of panel fabrics as part of the **Systems MADE-TO-ORDER** program. Choose from the complete Burch Fabrics offering. Below left are (9) most-popular fabrics available at Grade 1 pricing. In addition to (4) stock worksurfaces, we offer 30+ worksurfaces at standard pricing; additional lead time may apply. Extensive selection of panel widths, heights, add-ons and much more.


## Worksurfaces



**URB** Urban Walnut




**SGW** Slate Grey



**WHT** White

choose from  
**30+ MORE**  
standard  
worksurfaces



**ESP** Espresso

## Finishes

*Enhanced Base*



**MT** Medium Tone



**HF** Innertone Light



**BU** Burnt Umber

