

Metal Pedestals



Metal Pedestals are built with heavy-gauge steel, MIG & TIG welding and powdercoat finishes for long-lasting quality and durability. All units are factory assembled with premium features and limited lifetime warranty.

Pedestals 22" D

- Closed Top pedestals (PTC) include counterweight and casters, two are locking
- Open Top pedestals include 1"-adjustable glides
- Front-to-back Letter & side-to-side Legal filing with full extension drawers
- Black metal drawers with high sides and ball-bearing suspensions
- Optional casters (PCASTER) and adjustable glides (PGLIDE)
- Complies with ANSI/BIFMA standards



All Metal Files, Pedestals and Storage Cabinets
have achieved GREENGUARD Certification



PTC22BBF-x 22" Closed Top Pedestal with Casters - Box/Box/File, Counter Weight Included


	Finish	List
Overall Max: 15W x 21.75D x 28.25H	B Black	\$955
Drawer: 18D	M Med Tone	
	SV Silver	
Carton Wt: 74 lbs.	WH White	
Cube: 6.61	HF Innertone Light (NJ Only)	
Options: N/A		
LTL: Yes	Requires Caster Attachment	

PTC22FF-x 22" Closed Top Pedestal with Casters - File/File, Counter Weight Included


	Finish	List
Overall Max: 15W x 21.75D x 28.25H	B Black	\$955
Drawer: 18D	M Med Tone	
	SV Silver	
Carton Wt: 70 lbs.	WH White	
Cube: 6.61	HF Innertone Light (NJ Only)	
Options: N/A		
LTL: Yes	Requires Caster Attachment	

PTO22BBF-x 22" Open Top Pedestal with Adjustable Glides - Box/Box/File


	Finish	List
Overall Max: 15W x 21.75D x 27.75H	B Black	\$855
Drawer: 18D	M Med Tone	
	SV Silver	
Carton Wt: 58 lbs.	WH White	
Cube: 6.61	HF Innertone Light (NJ Only)	
Options: Casters for Open Top Pedestal (PCASTER)		
LTL: Yes	Requires Leveler Attachment	

PTO22FF-x 22" Open Top Pedestal with Adjustable Glides - File/File


	Finish	List
Overall Max: 15W x 21.75D x 27.75H	B Black	\$855
Drawer: 18D	M Med Tone	
	SV Silver	
Carton Wt: 55 lbs.	WH White	
Cube: 6.61	HF Innertone Light (NJ Only)	
Options: Casters for Open Top Pedestal (PCASTER)		
LTL: Yes	Requires Leveler Attachment	

BXPMC22BF Mobile Box/File Pedestal with Cushion


	Finish	Fabric	List
	SV Silver (Black Cushion)		\$900
Overall Max: 15.75W x 23D x 22.5H	WH White (Black Cushion)		
Carton: 24W x 23D x 18H	New Color B Black (Grey Cushion)		
Carton Wt: 46 lbs. UPS: 49 lbs		Grade A	\$1,000
Cube: 5.75		Grade B	\$1,100
COM: 1 yard		Grade C	\$1,200
LTL: Yes	Requires Caster Attachment • Lock Included; Lock Core Not Replaceable		Grade R \$1,300

PM22BF-x Mobile Box/File Pedestal


	Finish	List
Overall Max: 15.5W x 23D x 20.5H	SV Silver	\$750
Drawer: 16.75D	WH White	
	New Color B Black	
Carton Wt: 45 lbs.		
Cube: 5.25		
Options: N/A		
LTL: Yes	Requires Caster Attachment • Lock Included; Lock Core Not Replaceable	

Option	Description	List Price
PCASTER	Castors for Pedestals (set of 4)	\$22
PGLIDE	Adjustable Glides for Pedestals (set of 4)	\$22
PED-BDD	Drawer Divider for Box Drawers	\$28

⚙️ All items are TAA Compliant



All OSP METAL units are built with heavy-gauge steel, MIG & TIG welding and powdercoat finishes for long-lasting quality and durability. Lateral files are factory-assembled with premium features and limited lifetime warranty. Choose from multiple colors.

Lateral Files 36" & 42" Wide


- 2, 3, 4 & 5-drawer all-metal files
- 4 color options
- Side-to-side Letter, Legal & A4 filing
- Full-extension, steel ball-bearing drawer slides
- Safety interlock allows only one drawer to open at a time
- Integrated full-width pull design for easy opening of drawers
- Random-keyed, core-removable locks with replacement cores in multiple numbers available for customized security
- Adjustable leg levelers
- Complies with ANSI/BIFMA standards covering 21 different testing sections
- Optional front-to-back filing rails (LF100)




Laminate Tops 36"W & 72"W to fit 36"W files. Choose from 4 colors.




URB
Urban
Walnut



SGW
Slate
Grey



WHT
White



ESP
Espresso



LF230-x 30" Wide 2-Drawer Lateral File with Core-Removeable Lock & Adjustable Glides



	Finish	List
Overall Max: 29.75W x 19.75D x 27.25H	B Black	\$1,050
Drawer: 28W x 15.75D x 9.5H	SV Silver	
Carton Wt: 125 lbs.	WH White	
Cube: 12.35	HF Innertone Light (NJ Only)	
Options: Front to Back Rails (LF 100)		
Note: Drawer Weight Capacity: 64 lbs.		
LTL: Yes	Ships Fully Assembled	

All Metal Files, Pedestals and Storage Cabinets have achieved GREENGUARD Certification



LF236-x 36" Wide 2-Drawer Lateral File with Core-Removeable Lock & Adjustable Glides

	Finish	List
Overall Max: 35.5W x 19.75D x 27.25H	B Black	\$1,175
Drawer: 32W x 16.25D x 9.5H	SV Silver	
Carton Wt: 136 lbs.	WH White	
Cube: 15.17	HF Innertone Light (NJ Only)	
Options: Front to Back Rails (LF 100)		
Note: Drawer Weight Capacity: 64 lbs.		
LTL: Yes	Ships Fully Assembled	

LF336-x 36" Wide 3-Drawer Lateral File with Core-Removeable Lock & Adjustable Glides

	Finish	List
Overall Max: 36W x 20D x 40H	B Black	\$1,725
Drawer: 32.25W x 15.75D x 9.5H	SV Silver	
Carton Wt: 168 lbs.	WH White	
Cube: 19.83	HF Innertone Light (NJ Only)	
Options: Front to Back Rails (LF 100)		
Note: Drawer Weight Capacity: 64 lbs.		
LTL: Yes	Ships Fully Assembled	

LF436-x 36" Wide 4-Drawer Lateral File with Core-Removeable Lock & Adjustable Glides

	Finish	List
Overall Max: 36W x 20D x 52H	B Black	\$2,100
Drawer: 32.25W x 15.75D x 9.5H	SV Silver	
Carton Wt: 191 lbs.	WH White	
Cube: 25.64	HF Innertone Light (NJ Only)	
Options: Front to Back Rails (LF 100)		
Note: Drawer Weight Capacity: 64 lbs.		
LTL: Yes	Ships Fully Assembled	

LF536-x 36" Wide 5-Drawer Lateral File with Core-Removeable Lock, Adjustable Glides & Top Drawer with Open Sides

	Finish	List
Overall Max: 36W x 20D x 64H	B Black	\$2,875
Drawer: 32.25W x 15.75D x 9.5H	SV Silver	
Carton Wt: 246 lbs.	WH White	
Cube: 31.93	HF Innertone Light (NJ Only)	
Options: Front to Back Rails (LF 100)		
Note: Drawer Weight Capacity: 64 lbs.		
LTL: Yes	Ships Fully Assembled	




LFT3620 36"-Wide Laminate Top for 36"-Wide Lateral File

	Finish	List
Overall Max: 35.5W x 19.75D x 1T	ESP Espresso	\$195
Carton: 39L x 23W x 3H	SGW Slate Grey	
Carton Wt: 19 lbs. Cube: 1.55	URB Urban Walnut	
Note: Use w/LF236, LF336, LF436, LF536	WHT White	
LTL: Yes		

LFT7220 72"-Wide Laminate Top for 2 qty. 36"-Wide Lateral Files

	Finish	List
Overall Max: 71W x 19.75D x 1T	ESP Espresso	\$385
Carton: 74L x 23W x 3H	SGW Slate Grey	
Carton Wt: 39 lbs. Cube: 2.95	URB Urban Walnut	
Note: Use w/LF236, LF336, LF436, LF536	WHT White	
LTL: Yes		

36" Wide


B
Black

SV
Silver

WH
White

HF
Innertone Light
NJ only

LF242-x 42" Wide 2-Drawer Lateral File with Core-Removeable Lock & Adjustable Glides



	Finish	List
Overall Max: 42W x 19.75D x 27.75H	B Black	\$1,315
Drawer: 40.25W x 15.75D x 9.5H	G Light Grey	
Carton Wt: 152 lbs.		
Cube: 16.24		
Options: Front to Back Rails (LF 100)		
Note: Drawer Weight Capacity: 76 lbs.		
LTL: Yes	Ships Fully Assembled	

LF342-x 42" Wide 3-Drawer Lateral File with Core-Removeable Lock & Adjustable Glides



	Finish	List
Overall Max: 42W x 20D x 40H	B Black	\$1,965
Drawer: 40.25W x 15.75D x 9.5H	G Light Grey	
Carton Wt: 180 lbs.		
Cube: 22.96		
Options: Front to Back Rails (LF 100)		
Note: Drawer Weight Capacity: 76 lbs.		
LTL: Yes	Ships Fully Assembled	

LF442-x 42" Wide 4-Drawer Lateral File with Core-Removeable Lock & Adjustable Glides




	Finish	List
Overall Max: 42W x 20D x 52H	B Black	\$2,335
Drawer: 40.25W x 15.75D x 9.5H	G Light Grey	
Carton Wt: 220 lbs.		
Cube: 29.68		
Options: Front to Back Rails (LF 100)		
Note: Drawer Weight Capacity: 76 lbs.		
LTL: Yes	Ships Fully Assembled	

LF542-x 42" Wide 5-Drawer Lateral File with Core-Removeable Lock, Adjustable Glides & Top Drawer with Open Sides




	Finish	List
Overall Max: 42W x 20D x 64H	B Black	\$3,195
Drawer: 40.25W x 15.75D x 9.5H	G Light Grey	
Carton Wt: 261 lbs.		
Cube: 36.97		
Options: Front to Back Rails (LF 100)		
Note: Drawer Weight Capacity: 76 lbs.		
LTL: Yes	Ships Fully Assembled	

42" Wide



B
Black



G
Light Grey

Option	Description	List Price
LF-LK1	Lock Core + 2 Keys	\$17
LF-LK2	Lock Housing, Core + 2 Keys - Lateral Files & Mobile (PTC) Pedestals	\$28
PED-LK2	Lock Housing, Core + 2 Keys Fixed (PTO) Pedestals & Metal Desks	\$28
LF-KM	Master Key	\$17

Option	Description	List Price
LF-KC	Change Key	\$17
LF-KB	Blank Key	\$17
LF100	Front to Back Rails (set of 2)	\$28
STSHF18	Extra Shelves (set of 2)	\$165

new VF2DR-x 2-Drawer Vertical File, Letter Width, 26.5"D, Safety Interlock **Arrives 1st Quarter 2026**




	Finish	List
Overall Max: 15.25W x 26.5D x 28.25H	B Black	\$695
Drawer: 12.1"W x 20.1"D x 9.6"H	G Light Grey	
Weight Capacity: 32 lbs. per drawer		
Carton Wt: 56 lbs.		
Cube: 9.9		
LTL: Yes Ships Fully Assembled		

new VF4DR-x 4-Drawer Vertical File, Letter Width, 26.5"D, Safety Interlock **Arrives 1st Quarter 2026**




	Finish	List
Overall Max: 15.25W x 26.5D x 52H	B Black	\$1,150
Drawer: 12.1"W x 20.1"D x 9.6"H	G Light Grey	
Weight Capacity: 40 lbs. per drawer		
Carton Wt: 97 lbs.		
Cube: 17.2		
LTL: Yes Ships Fully Assembled		

Finishes



B
Black



G
Light Grey

ST423618-x 42" High Storage Cabinet with 1 Adjustable Shelf




	Finish	List
Overall Max: 36W x 18D x 42H	B Black	\$770
	G Light Grey	
Carton Wt: 84 lbs.		
Cube: 3.74		
Options: Extra Shelves (STSHF18)		
LTL: Yes Assembly Required • Lock Included; Lock Core Not Replaceable		

ST723618-x 72" High Storage Cabinet with 4 Adjustable Shelves




	Finish	List
Overall Max: 36W x 18D x 72H	B Black	\$1,125
	G Light Grey	
Carton Wt: 141 lbs.		
Cube: 6.29		
Options: Extra Shelves (STSHF18)		
LTL: Yes Assembly Required • Lock Included; Lock Core Not Replaceable		

Finishes



B
Black



G
Light Grey